



Section B: Ages and Stages Questionnaire – Third Edition (ASQ-3)

ASQ-3 Screen Intervals

20 questionnaire intervals:

2, 4, 6, 8, 10, 12, 14, 16, 18, 20, 22, 24

27, 30, 33, 36 (spaced 3 months apart)

42, 48, 54, 60 (spaced 6 months apart)

Recommendation:

- Monitor every 4-6 mo up to 2 years
- Monitor every 6 months after 2 years
- Monitor more frequently if concerned



Features: ASQ-3 Cover Page

- Administration window indicated on ASQ-3 cover page
- 16 month "window" is for children ages 15 months 0 days through 16 months 30 days
- Programs can personalize the cover page by replacing the logo of the mother and child (on the top right)



Features: Emphasize Important Points to Increase Accuracy of ASQ-3



16 Month Questionnaire

15 months 0 days
through 16 months 30 days

On the following pages are questions about activities children may do. Your child may have already done some of the activities described here, and there may be some your child has not begun doing yet. For each item, please fill in the circle that indicates whether your child is doing the activity regularly, sometimes, or not yet.

Important Points to Remember:

- Try each activity with your child before marking a response.
- Make completing this questionnaire a game that is fun for you and your child.
- Make sure your child is rested and fed.
- Please return this questionnaire by _____.

Notes:



Features: ASQ-3 Areas & Questions

- 5 developmental areas
- 6 questions in each area
- Response options: Yes, Sometimes, Not Yet
- Written at 4th to 6th grade level

PERSONAL-SOCIAL

	YES	SOMETIMES	NOT YET	
1. Does your child feed himself with a spoon, even though he may spill some food?	<input type="radio"/>	<input type="radio"/>	<input type="radio"/>	—
2. Does your child help undress herself by taking off clothes like socks, hat, shoes, or mittens?	<input type="radio"/>	<input type="radio"/>	<input type="radio"/>	—
3. Does your child play with a doll or stuffed animal by hugging it?	<input type="radio"/>	<input type="radio"/>	<input type="radio"/>	—
4. While looking at himself in the mirror, does your child offer a toy to his own image?	<input type="radio"/>	<input type="radio"/>	<input type="radio"/>	—
5. Does your child get your attention or try to show you something by pulling on your hand or clothes?	<input type="radio"/>	<input type="radio"/>	<input type="radio"/>	—
6. Does your child come to you when she needs help, such as with winding up a toy or unscrewing a lid from a jar?	<input type="radio"/>	<input type="radio"/>	<input type="radio"/>	—
				PERSONAL-SOCIAL TOTAL —

Features: ASQ-3 Areas & Questions

- Questions ordered in a hierarchy
- Questions #5 and #6 are average skills for child of that age (i.e., a 16-month skill for a 16-month child)

PERSONAL-SOCIAL

1. Does your child feed himself with a spoon, even though he may spill some food?
2. Does your child help undress herself by taking off clothes like socks, hat, shoes, or mittens?
3. Does your child play with a doll or stuffed animal by hugging it?
4. While looking at himself in the mirror, does your child offer a toy to his own image?
5. Does your child get your attention or try to show you something by pulling on your hand or clothes?
6. Does your child come to you when she needs help, such as with winding up a toy or unscrewing a lid from a jar?

	YES	SOMETIMES	NOT YET	
	<input type="radio"/>	<input type="radio"/>	<input type="radio"/>	—
	<input type="radio"/>	<input type="radio"/>	<input type="radio"/>	—
	<input type="radio"/>	<input type="radio"/>	<input type="radio"/>	—
	<input type="radio"/>	<input type="radio"/>	<input type="radio"/>	—
	<input type="radio"/>	<input type="radio"/>	<input type="radio"/>	—
	<input type="radio"/>	<input type="radio"/>	<input type="radio"/>	—
				PERSONAL-SOCIAL TOTAL —

**More
Difficult**

Features: ASQ-3 Overall Section

- Un-scored Section
- Looks at quality of skills (e.g., speech)
 - Example: "Does your baby use both hands equally well?"
 - A "NO" response may indicate possible cerebral palsy; it's important to follow up
- Parent concerns are very predictive
- Any concerns or questionable responses require follow-up

ASQ-3 Overall Section Indicators Table

ASQ-3™ User's Guide, Table 6.3 (pg. 73)

ASQ-3 Intervals	Overall question	Possible indicator of	Examples of referrals
2 -14	Does your baby use both hands/legs equally well?	Cerebral palsy	Health care provider; motor specialist
4 -14	Do you have concerns that your baby is too quiet, or does not make sounds like other babies?	Hearing impairment, communication delay, Autism	EI/ECSE; SLP; audiologist
30 - 60	Can other people understand most of what your child says?	Articulation delay; speech language disorder	EI/ECSE; SLP; audiologist

Features: ASQ-3 Information Summary Sheet

- Each interval has unique summary sheets
- Summary sheets have 5 sections:
 - Child/family information
 - Bar graph with cutoffs
 - Overall section
 - Follow-up action taken (new to ASQ-3)
 - Optional section: Individual item responses

Selecting the Correct Questionnaire

- 1. Determine age of child in months and days:**
Subtract **Date of Birth** from **Date ASQ Completed**

What is the child's age in months and days?

- 2. Adjust age if needed for prematurity (up to 2 years).**
Adjust age when **3 or more weeks** premature.
Subtract # of weeks from age of child.

The child was 6 wks premature. What is adjusted age?

- 3. Use age (or adjusted age) to select questionnaire.**

Example: Selecting the Correct Questionnaire

1. Child's Age in Months and Days

- Subtract Child's DOB from Date ASQ Completed

Example: 17 Months 14 Days

2. Adjusted Age

- Subtract Weeks Premature from Child's Age

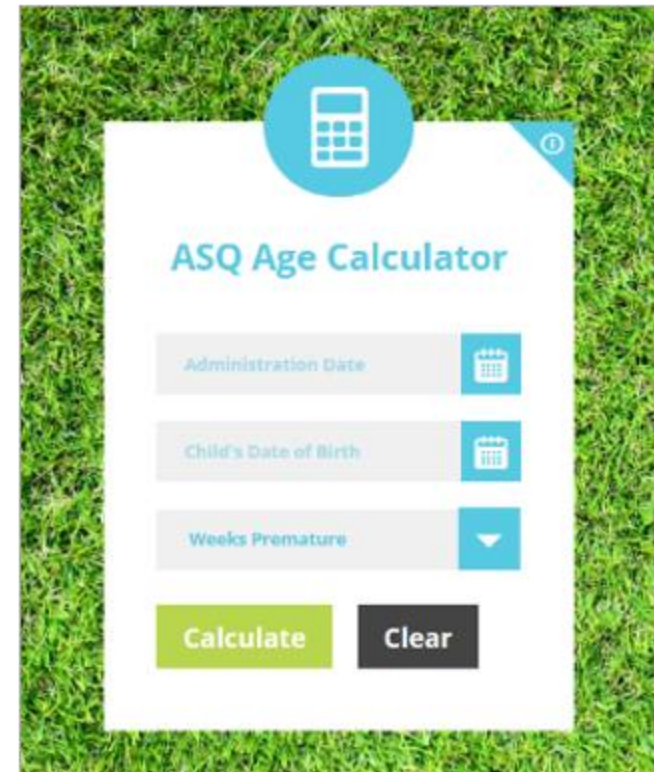
Example: 17 Months 14 Days – 6 Weeks = 16 Months

RESOURCES

ASQ Age Calculator APP

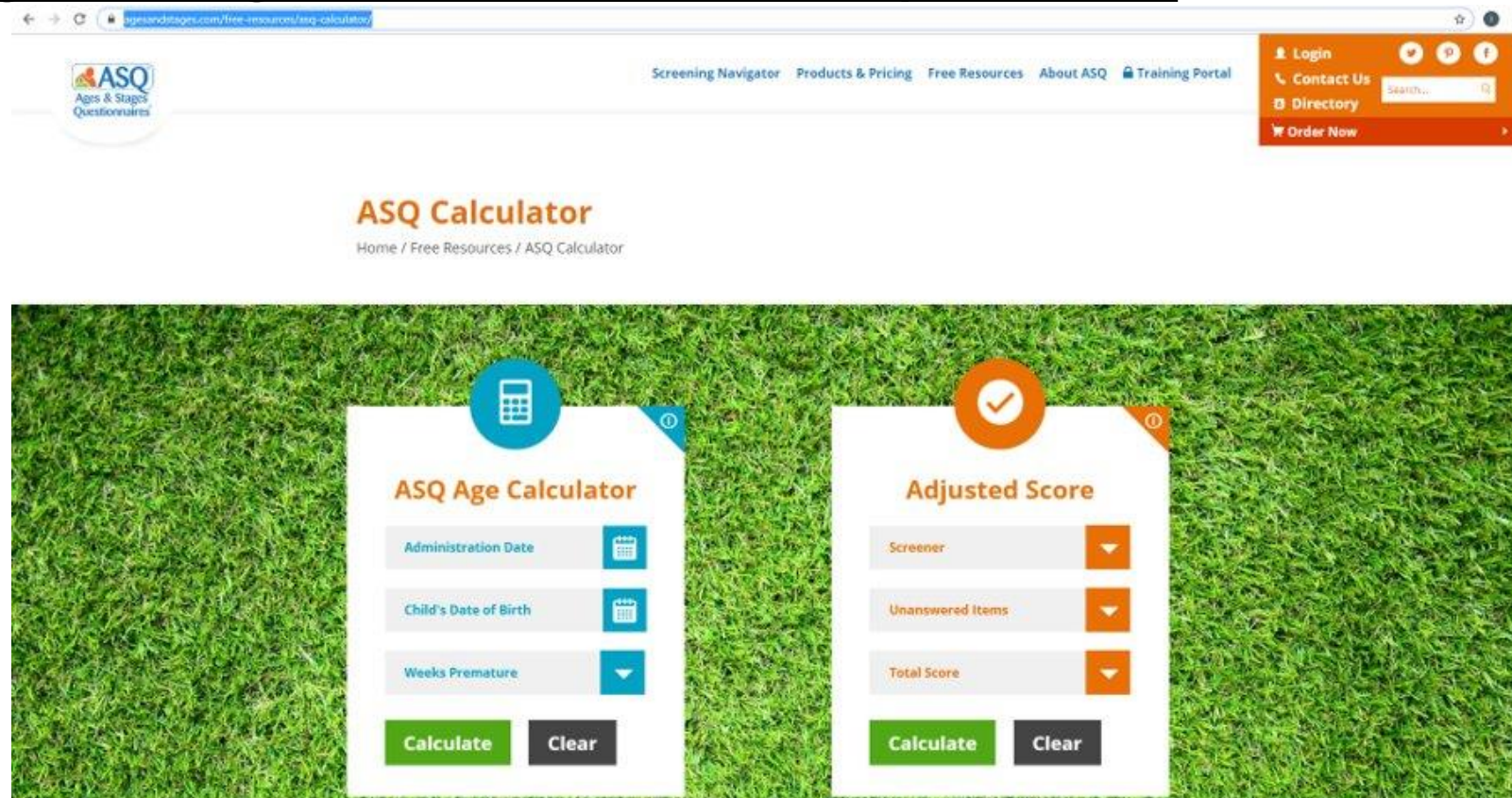
www.agesandstages.com

Age Administration Charts



ASQ Website / App To Select Questionnaire

<https://agesandstages.com/free-resources/asq-calculator/>



Scoring ASQ-3

Step 1: Review responses. If any missing items, try to obtain answers. If item is inappropriate, mark it as an omitted item

Step 2: Calculate area totals: "yes" = 10; "sometimes" = 5; "not yet" = 0

Step 3: If any items are omitted, calculate new area total. Please note that only 2 items per domain can be omitted.

How To Omit Items and Adjust Scoring: ASQ-3

1. Calculate Average Item Score

45 (domain score) / 5 (items answered)
= 9 (average item score)

2. Calculate New Domain Total

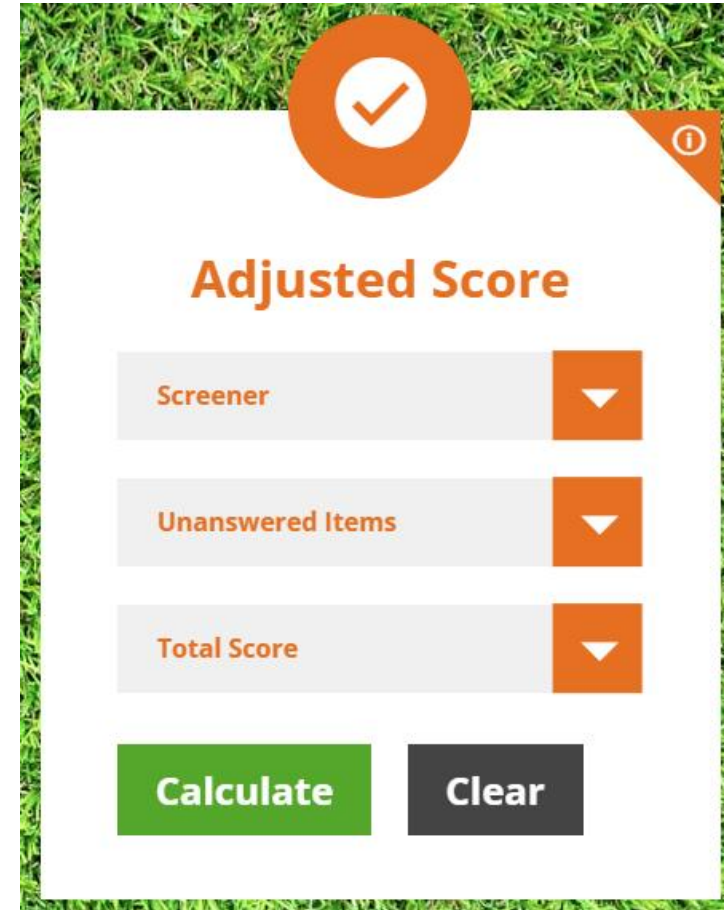
45 (domain score) + 9 (average item score) = 54 points

RESOURCES

ASQ Age Calculator APP

www.agesandstages.com

Score Adjustment Chart



The screenshot shows a mobile application interface for calculating adjusted scores. At the top, there is a large orange circle with a white checkmark. Below it, the text "Adjusted Score" is displayed in orange. There are three dropdown menus, each with a white arrow pointing down: "Screeener", "Unanswered Items", and "Total Score". At the bottom, there are two buttons: a green "Calculate" button and a dark grey "Clear" button. The interface is set against a background of green grass.

Scoring ASQ-3 Omitted Items

PERSONAL-SOCIAL

	YES	SOMETIMES	NOT YET	
1. Does your child feed himself with a spoon, even though he may spill some food?	<input checked="" type="radio"/>	<input type="radio"/>	<input type="radio"/>	<u>10</u>
2. Does your child help undress herself by taking off clothes like socks, hat, shoes, or mittens?	<input checked="" type="radio"/>	<input type="radio"/>	<input type="radio"/>	<u>10</u>
3. Does your child play with a doll or stuffed animal by hugging it?	<input checked="" type="radio"/>	<input type="radio"/>	<input type="radio"/>	<u>10</u>
4. While looking at himself in the mirror, does your child offer a toy to his own image?	<input type="radio"/>	<input type="radio"/>	<input type="radio"/>	<u>9</u> ←
5. Does your child get your attention or try to show you something by pulling on your hand or clothes?	<input checked="" type="radio"/>	<input type="radio"/>	<input type="radio"/>	<u>10</u>
6. Does your child come to you when she needs help, such as with winding up a toy or unscrewing a lid from a jar?	<input type="radio"/>	<input checked="" type="radio"/>	<input type="radio"/>	<u>5</u>
PERSONAL-SOCIAL TOTAL				54 Adjusted Score

Asq-3 Information Summary Sheet

Sections 3, 4, & 5

3. ASQ SCORE INTERPRETATION AND RECOMMENDATION FOR FOLLOW-UP: You must consider total area scores, overall responses, and other considerations, such as opportunities to practice skills, to determine appropriate follow-up.

If the child's total score is in the area, it is above the cutoff, and the child's development appears to be on schedule.

If the child's total score is in the area, it is close to the cutoff. Provide learning activities and monitor.

If the child's total score is in the area, it is below the cutoff. Further assessment with a professional may be needed.

4. FOLLOW-UP ACTION TAKEN: Check all that apply.

Provide activities and rescreen in _____ months.

Share results with primary health care provider.

Refer for (circle all that apply) hearing, vision, and/or behavioral screening.

Refer to primary health care provider or other community agency (specify reason): _____

Refer to early intervention/early childhood special education.

No further action taken at this time

Other (specify): _____

5. OPTIONAL: Transfer item responses (Y = YES, S = SOMETIMES, N = NOT YET, X = response missing).

	1	2	3	4	5	6
Communication	Y	S	Y	S	N	N
Gross Motor	Y	Y	Y	Y	Y	N
Fine Motor	Y	S	Y	Y	N	N
Problem Solving	N	Y	Y	Y	N	Y
Personal-Social	Y	Y	Y	X	Y	S

Review Overall Section and Transfer Information to Summary Sheet



16 Month ASQ-3 Information Summary 15 months 0 days through 16 months 30 days

Sections 1 & 2

Child's name: _____ Date ASQ completed: _____

Child's ID #: _____ Date of birth: _____

Administering program/provider: _____ Was age adjusted for prematurity when selecting questionnaire? Yes No

1. **SCORE AND TRANSFER TOTALS TO CHART BELOW:** See ASQ-3 User's Guide for details, including how to adjust scores if item responses are missing. Score each item (YES = 10, SOMETIMES = 5, NOT YET = 0). Add item scores, and record each area total. In the chart below, transfer the total scores, and fill in the circles corresponding with the total scores.

Area	Cutoff	Total Score	0	5	10	15	20	25	30	35	40	45	50	55	60
Communication	16.81	30	●	●	●	●	●	●	●	●	●	●	●	●	●
Gross Motor	37.91	50	●	●	●	●	●	●	●	●	●	●	●	●	●
Fine Motor	31.98	35	●	●	●	●	●	●	●	●	●	●	●	●	●
Problem Solving	30.51	40	●	●	●	●	●	●	●	●	●	●	●	●	●
Personal-Social	26.43	54	●	●	●	●	●	●	●	●	●	●	●	●	●

2. **TRANSFER OVERALL RESPONSES:** Bolded uppercase responses require follow-up. See ASQ-3 User's Guide, Chapter 6.

- | | | | |
|--|---------------|--|---------------|
| 1. Hears well?
Comments: | Yes NO | 6. Concerns about vision?
Comments: | YES No |
| 2. Talks like other toddlers his age?
Comments: | Yes NO | 7. Any medical problems?
Comments: | YES No |
| 3. Understand most of what your child says?
Comments: | Yes NO | 8. Concerns about behavior?
Comments: | YES No |
| 4. Walks, runs, and climbs like other toddlers?
Comments: | Yes NO | 9. Other concerns?
Comments: | YES No |
| 5. Family history of hearing impairment?
Comments: | YES No | | |

Video: ASQ-3 Scoring Demonstration



A program of

SickKids

**CLICK THE “X” AT THE TOP RIGHT-HAND CORNER TO
EXIT THIS SCREEN**

